

Washoe County School District

Earl Wooster High School

2024-2025 Status Check



Mission Statement

Our Mission - We develop inquiring, knowledgeable and caring young people who help to create a better and more peaceful world through intercultural understanding and respect. Our students are active, compassionate, life-long learners who understand that other people, with their differences, can also be right. (Adopted from the International Baccalaureate Mission Statement).

Vision

Our Vision - To change societal beliefs on what is possible in every single child. To help our children build a better tomorrow for themselves and for generations to come.

Demographics & Performance Information

Nevada Report Card

In compliance with federal and state law, Nevada’s K-12 Accountability Portal provides detailed information about each school’s student and staff demographics and school performance rating, a star-rating system based on the Nevada School Performance Framework (NSPF). You can find our School Rating Report at: https://nevadareportcard.nv.gov/DI/nv/washoe/earl_wooster_high_school/2024

Table of Contents






Goals	3
Goal 1: Student Success	3
Goal 2: Adult Learning Culture	4
Goal 3: Connectedness	4

Goals

Goal 1: Student Success
Aligns with District Priority

Annual Performance Objective 1: Increase overall academic achievement success rates by increasing the percentage of 9th and 10th grade students earning core credit to ensure more students enter junior year on track to graduate. At the end of the 24-25 school year, 50% of the sophomore class of 2027 will have earned all core credits from grade 9 and 10 (defined as math, English, science, and social studies).






Evaluation Data Sources: 10th Grade Combined Core Credit Attainment

Improvement Strategy 1 Details	Status Checks		
Improvement Strategy 1: MTSS Wooster will be focusing on credit attainment and providing supports driven by student data. Our emphasis will be on Tier 1 instruction with a focus on differentiation and our MTSS committees will provide specific Tier 2 and Tier 3 supports. Formative Measures: BIG Data Warehouse Credit Attainment Data Chronic Absenteeism Data Graduation Report Student Monitoring Report Risk Index Position Responsible: Admin Team, Department Leader Team Student Groups This Strategy Targets: FRL, EL, Students with Disabilities, Foster/Homeless, Racial/Ethnic Groups, Chronically Absent, At Risk - Evidence Level: Moderate Problem Statements/Critical Root Causes: Student Success 1	Status Check		
	Jan	Apr	June
			
<div><div> No Progress</div><div> Accomplished</div><div> Continue/Modify</div><div> Discontinue</div></div>			

Goal 2: Adult Learning Culture
Aligns with District Priority

Annual Performance Objective 1: All (100%) of teachers will work within professional learning communities centered around adult learning and continuous growth as an educator. Teachers will commit to writing clear learning intentions and student success criteria, contribute to identifying essential standards, planning/pacing/course guide, creation of common assessments with scoring rubrics, data analysis and sharing of various teaching strategies, and the implementation of multi-tiered systems of support.






Evaluation Data Sources: Data collected from walk-throughs and formal observations, including observations of PLCs.

Improvement Strategy 1 Details	Status Checks		
Improvement Strategy 1: PLCs Valuable use of PLC/agendas with focus on: 1. What do we want students to learn? (learning intentions) 2. How will we know if each student has learned it? (success criteria) 3. How will we respond when some students do not learn it? 4. How will we extend/enrich the learning for students who demonstrate proficiency? Formative Measures: Data collected from walk-throughs and formal observations, including observations of PLCs. Position Responsible: Admin Team and Department Leader Team Student Groups This Strategy Targets: FRL, EL, Students with Disabilities, Foster/Homeless, Racial/Ethnic Groups, Chronically Absent, At Risk Problem Statements/Critical Root Causes: Adult Learning Culture 1	Status Check		
	Jan	Apr	June
			
<div><div> No Progress</div><div> Accomplished</div><div> Continue/Modify</div><div> Discontinue</div></div>			

Goal 3: Connectedness
Aligns with District Priority

Annual Performance Objective 1: Decrease student chronic absenteeism from 58% in 2023-2024 to 50% in 2024-2025

Evaluation Data Sources: Daily attendance and chronic absenteeism data.

Improvement Strategy 1 Details	Status Checks		
Improvement Strategy 1: MTSS Weekly MTSS meetings will include attendance and grade level teams. Attendance data will be analyzed so that grade level teams and teachers can help contact families and support students. Formative Measures: Daily attendance data Position Responsible: Admin Team and Department Leader Team Student Groups This Strategy Targets: FRL, EL, Students with Disabilities, Foster/Homeless, Racial/Ethnic Groups, Chronically Absent, At Risk - Evidence Level: Moderate Problem Statements/Critical Root Causes: Connectedness 1	Status Check		
	Jan	Apr	June
			
<div><div> No Progress</div><div> Accomplished</div><div> Continue/Modify</div><div> Discontinue</div></div>			